

Section 1

**Department of Housing and Community Affairs
Summary of Recommendations - House**

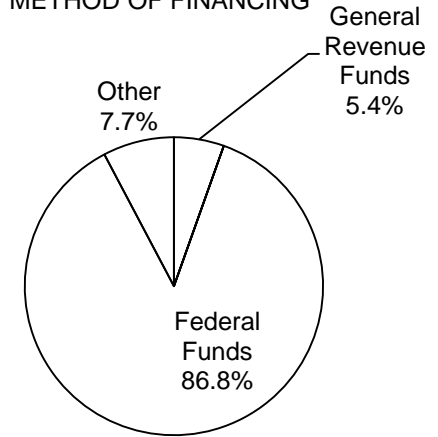
Page VII - 1

Tim Irvine, Executive Director

Nora Velasco, LBB Analyst

Method of Financing	2012-13 Base	2014-15 Recommended	Biennial Change	% Change
General Revenue Funds	\$15,242,410	\$25,242,410	\$10,000,000	65.6%
GR Dedicated Funds	\$0	\$0	\$0	0.0%
<i>Total GR-Related Funds</i>	<i>\$15,242,410</i>	<i>\$25,242,410</i>	<i>\$10,000,000</i>	<i>65.6%</i>
Federal Funds	\$410,967,357	\$403,535,215	(\$7,432,142)	(1.8%)
Other	\$37,952,629	\$35,922,051	(\$2,030,578)	(5.4%)
All Funds	\$464,162,396	\$464,699,676	\$537,280	0.1%

**RECOMMENDED FUNDING
BY METHOD OF FINANCING**



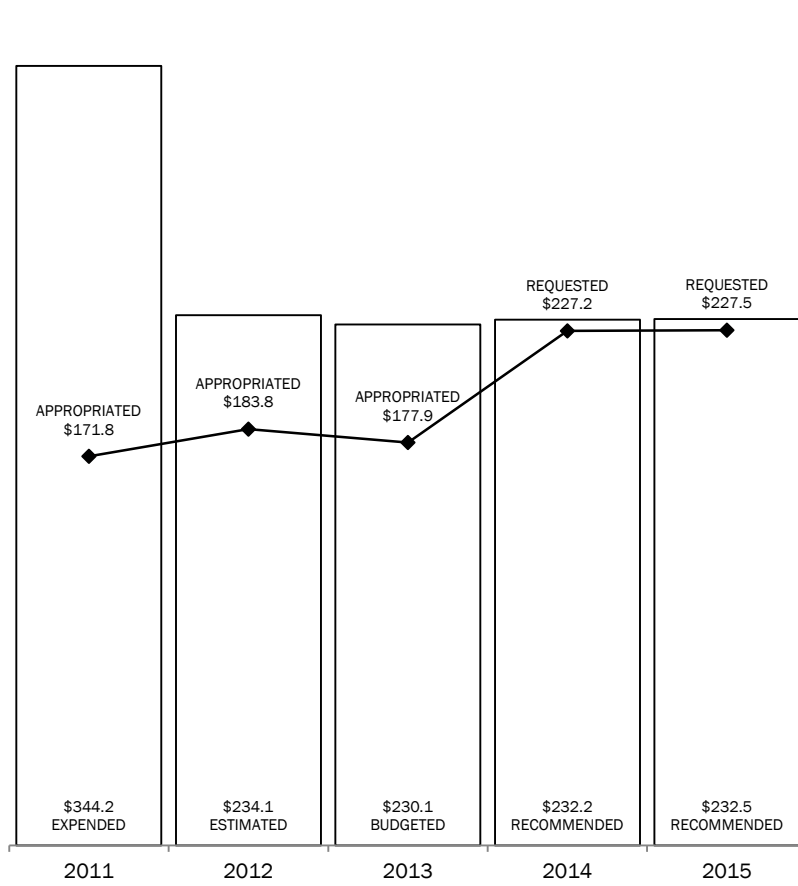
	FY 2013 Budgeted	FY 2015 Recommended	Biennial Change	% Change
FTEs	327.0	313.0	(14.0)	(4.3%)

The bill pattern for this agency (2014-15 Recommended) represents an estimated 12% of the agency's estimated total available funds for the 2014-15 biennium.

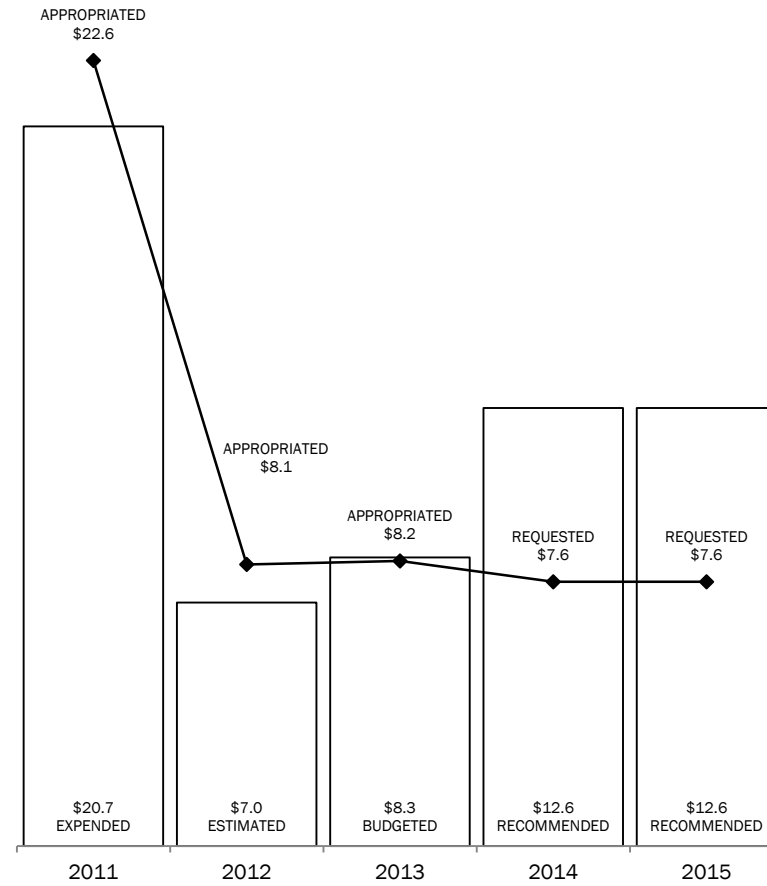
Section 1
Department of Housing and Community Affairs
2014-2015 BIENNIUM
 IN MILLIONS

TOTAL= \$464.7 MILLION

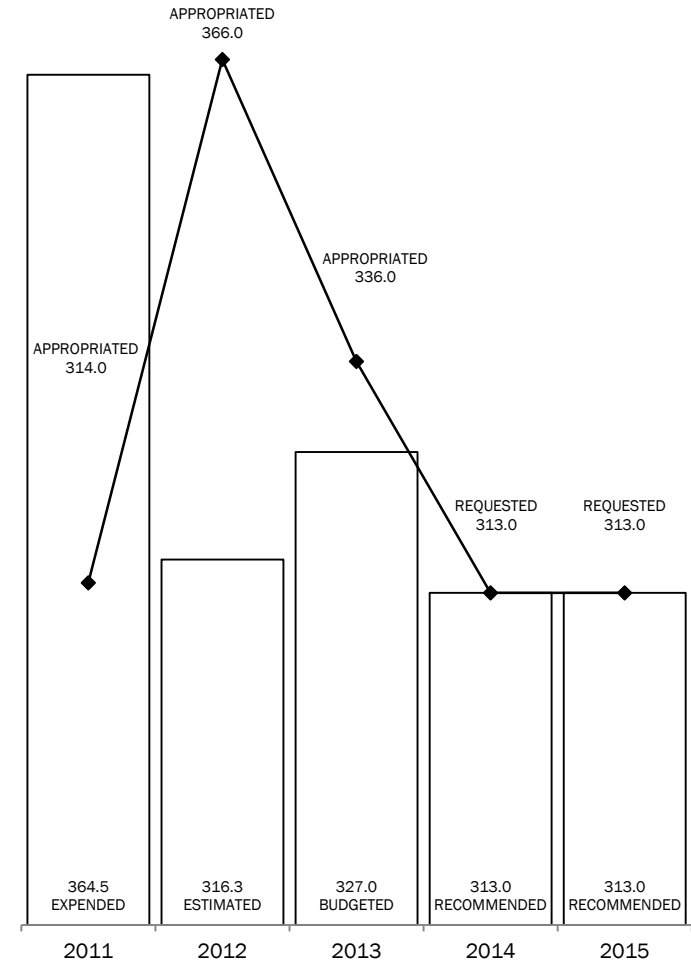
ALL FUNDS



**GENERAL REVENUE AND
 GENERAL REVENUE-DEDICATED FUNDS**



FULL-TIME-EQUIVALENT POSITIONS



Section 2

Department of Housing and Community Affairs
 Summary of Recommendations - House, By Method of Finance -- ALL FUNDS

Strategy/Goal	2012-13 Base	2014-15 Recommended	Biennial Change	% Change	Comments (Optional)
MRB PROGRAM - SINGLE FAMILY A.1.1	\$2,689,585	\$2,747,831	\$58,246	2.2%	
HOME PROGRAM A.1.2	\$49,832,082	\$48,346,244	(\$1,485,838)	(3.0%)	
HOUSING TRUST FUND A.1.3	\$10,655,000	\$10,906,523	\$251,523	2.4%	
SECTION 8 RENTAL ASSISTANCE A.1.4	\$11,504,234	\$11,965,004	\$460,770	4.0%	
FEDERAL TAX CREDITS A.1.5	\$3,436,062	\$3,153,596	(\$282,466)	(8.2%)	
MRB PROGRAM - MULTIFAMILY A.1.6	\$850,138	\$896,716	\$46,578	5.5%	
Total, Goal A, AFFORDABLE HOUSING	\$78,967,101	\$78,015,914	(\$951,187)	(1.2%)	
HOUSING RESOURCE CENTER B.1.1	\$3,032,962	\$2,350,524	(\$682,438)	(22.5%)	
COLONIA SERVICE CENTERS B.2.1	\$595,853	\$642,141	\$46,288	7.8%	
Total, Goal B, INFORMATION & ASSISTANCE	\$3,628,815	\$2,992,665	(\$636,150)	(17.5%)	
POVERTY-RELATED FUNDS C.1.1	\$79,204,247	\$85,158,396	\$5,954,149	7.5%	
ENERGY ASSISTANCE PROGRAMS C.2.1	\$269,734,818	\$266,400,000	(\$3,334,818)	(1.2%)	
Total, Goal C, POOR AND HOMELESS PROGRAMS	\$348,939,065	\$351,558,396	\$2,619,331	0.8%	
MONITOR HOUSING REQUIREMENTS D.1.1	\$4,931,745	\$5,183,607	\$251,862	5.1%	
MONITOR CONTRACT REQUIREMENTS D.1.2	\$1,205,263	\$1,165,571	(\$39,692)	(3.3%)	
Total, Goal D, ENSURE COMPLIANCE	\$6,137,008	\$6,349,178	\$212,170	3.5%	
TITLING & LICENSING E.1.1	\$3,670,349	\$3,407,450	(\$262,899)	(7.2%)	
INSPECTIONS E.1.2	\$3,807,047	\$3,456,629	(\$350,418)	(9.2%)	
ENFORCEMENT E.1.3	\$3,640,748	\$3,097,698	(\$543,050)	(14.9%)	
TEXAS.GOV E.1.4	\$38,240	\$38,240	\$0	0.0%	
Total, Goal E, MANUFACTURED HOUSING	\$11,156,384	\$10,000,017	(\$1,156,367)	(10.4%)	
CENTRAL ADMINISTRATION F.1.1	\$11,146,487	\$11,322,158	\$175,671	1.6%	
INFORMATION RESOURCE TECHNOLOGIES F.1.2	\$3,042,105	\$3,293,732	\$251,627	8.3%	
OPERATING/SUPPORT F.1.3	\$1,145,431	\$1,167,616	\$22,185	1.9%	
Total, Goal F, INDIRECT ADMIN AND SUPPORT COSTS	\$15,334,023	\$15,783,506	\$449,483	2.9%	
Grand Total, All Strategies	\$464,162,396	\$464,699,676	\$537,280	0.1%	

Section 2

Department of Housing and Community Affairs
 Summary of Recommendations - House, By Method of Finance -- GENERAL REVENUE FUNDS

Strategy/Goal	2012-13 Base	2014-15 Recommended	Biennial Change	% Change	Comments (Optional)
MRB PROGRAM - SINGLE FAMILY A.1.1	\$0	\$0	\$0	0.0%	
HOME PROGRAM A.1.2	\$0	\$0	\$0	0.0%	
HOUSING TRUST FUND A.1.3	\$10,655,000	\$10,655,000	\$0	0.0%	
SECTION 8 RENTAL ASSISTANCE A.1.4	\$0	\$0	\$0	0.0%	
FEDERAL TAX CREDITS A.1.5	\$0	\$0	\$0	0.0%	
MRB PROGRAM - MULTIFAMILY A.1.6	\$0	\$0	\$0	0.0%	
Total, Goal A, AFFORDABLE HOUSING	\$10,655,000	\$10,655,000	\$0	0.0%	
HOUSING RESOURCE CENTER B.1.1	\$724,420	\$724,420	\$0	0.0%	
COLONIA SERVICE CENTERS B.2.1	\$0	\$0	\$0	0.0%	
Total, Goal B, INFORMATION & ASSISTANCE	\$724,420	\$724,420	\$0	0.0%	
POVERTY-RELATED FUNDS C.1.1	\$100,000	\$10,100,000	\$10,000,000	10,000.0%	Increase General Revenue by \$10 million over the biennium for grants for homeless housing and services (See Selected Fiscal and Policy Issues #1)
ENERGY ASSISTANCE PROGRAMS C.2.1	\$0	\$0	\$0	0.0%	
Total, Goal C, POOR AND HOMELESS PROGRAMS	\$100,000	\$10,100,000	\$10,000,000	10,000.0%	
MONITOR HOUSING REQUIREMENTS D.1.1	\$0	\$0	\$0	0.0%	
MONITOR CONTRACT REQUIREMENTS D.1.2	\$0	\$0	\$0	0.0%	
Total, Goal D, ENSURE COMPLIANCE	\$0	\$0	\$0	0.0%	
TITLING & LICENSING E.1.1	\$0	\$0	\$0	0.0%	
INSPECTIONS E.1.2	\$0	\$0	\$0	0.0%	
ENFORCEMENT E.1.3	\$0	\$0	\$0	0.0%	
TEXAS.GOV E.1.4	\$38,240	\$38,240	\$0	0.0%	
Total, Goal E, MANUFACTURED HOUSING	\$38,240	\$38,240	\$0	0.0%	
CENTRAL ADMINISTRATION F.1.1	\$3,296,130	\$3,296,130	\$0	0.0%	
INFORMATION RESOURCE TECHNOLOGIES F.1.2	\$281,516	\$281,516	\$0	0.0%	
OPERATING/SUPPORT F.1.3	\$147,104	\$147,104	\$0	0.0%	
Total, Goal F, INDIRECT ADMIN AND SUPPORT COSTS	\$3,724,750	\$3,724,750	\$0	0.0%	

Section 2

Department of Housing and Community Affairs
Summary of Recommendations - House, By Method of Finance -- GENERAL REVENUE FUNDS

Strategy/Goal	2012-13 Base	2014-15 Recommended	Biennial Change	% Change	Comments (Optional)
Grand Total, All Strategies	\$15,242,410	\$25,242,410	\$10,000,000	65.6%	

Section 2

**Department of Housing and Community Affairs
Summary of Recommendations - House, By Method of Finance -- FEDERAL FUNDS**

Strategy/Goal	2012-13 Base	2014-15 Recommended	Biennial Change	% Change	Comments (Optional)
MRB PROGRAM - SINGLE FAMILY A.1.1	\$0	\$0	\$0	0.0%	
HOME PROGRAM A.1.2	\$49,832,082	\$48,346,244	(\$1,485,838)	(3.0%)	
HOUSING TRUST FUND A.1.3	\$0	\$0	\$0	0.0%	
SECTION 8 RENTAL ASSISTANCE A.1.4	\$11,504,234	\$11,965,004	\$460,770	4.0%	
FEDERAL TAX CREDITS A.1.5	\$0	\$0	\$0	0.0%	
MRB PROGRAM - MULTIFAMILY A.1.6	\$0	\$0	\$0	0.0%	
Total, Goal A, AFFORDABLE HOUSING	\$61,336,316	\$60,311,248	(\$1,025,068)	(1.7%)	
HOUSING RESOURCE CENTER B.1.1	\$366,713	\$0	(\$366,713)	(100.0%)	
COLONIA SERVICE CENTERS B.2.1	\$0	\$0	\$0	0.0%	
Total, Goal B, INFORMATION & ASSISTANCE	\$366,713	\$0	(\$366,713)	(100.0%)	
POVERTY-RELATED FUNDS C.1.1	\$79,104,247	\$75,058,396	(\$4,045,851)	(5.1%)	
ENERGY ASSISTANCE PROGRAMS C.2.1	\$268,354,818	\$266,400,000	(\$1,954,818)	(0.7%)	
Total, Goal C, POOR AND HOMELESS PROGRAMS	\$347,459,065	\$341,458,396	(\$6,000,669)	(1.7%)	
MONITOR HOUSING REQUIREMENTS D.1.1	\$0	\$0	\$0	0.0%	
MONITOR CONTRACT REQUIREMENTS D.1.2	\$1,205,263	\$1,165,571	(\$39,692)	(3.3%)	
Total, Goal D, ENSURE COMPLIANCE	\$1,205,263	\$1,165,571	(\$39,692)	(3.3%)	
TITLING & LICENSING E.1.1	\$0	\$0	\$0	0.0%	
INSPECTIONS E.1.2	\$400,000	\$400,000	\$0	0.0%	
ENFORCEMENT E.1.3	\$200,000	\$200,000	\$0	0.0%	
TEXAS.GOV E.1.4	\$0	\$0	\$0	0.0%	
Total, Goal E, MANUFACTURED HOUSING	\$600,000	\$600,000	\$0	0.0%	
CENTRAL ADMINISTRATION F.1.1	\$0	\$0	\$0	0.0%	
INFORMATION RESOURCE TECHNOLOGIES F.1.2	\$0	\$0	\$0	0.0%	
OPERATING/SUPPORT F.1.3	\$0	\$0	\$0	0.0%	
Total, Goal F, INDIRECT ADMIN AND SUPPORT COSTS	\$0	\$0	\$0	0.0%	

Section 2

Department of Housing and Community Affairs
 Summary of Recommendations - House, By Method of Finance -- FEDERAL FUNDS

Strategy/Goal	2012-13 Base	2014-15 Recommended	Biennial Change	% Change	Comments (Optional)
Grand Total, All Strategies	\$410,967,357	\$403,535,215	(\$7,432,142)	(1.8%)	<p>Decrease in Federal Funds by approximately \$7.4 million due to reduced federal receipts.</p> <p>The recommendations reflect a decrease of \$5.9 million in traditional federal funds:</p> <ul style="list-style-type: none"> - \$1,544,519 Community Development Block Grants for Neighborhood Stabilization Program and HOME Program; - \$3,958,062 Emergency Shelter Grants Program; - \$366,713 National Foreclosure Mitigation Counseling Program <p>The recommendations reflect an increase of approximately \$2.6 million in traditional federal funds:</p> <ul style="list-style-type: none"> - \$26,111 HOME Investment Partnerships Program - \$460,770 Section 8 Housing Choice Vouchers - \$1,916,561 Weatherization Assistance for Low-Income - \$167,162 Low-Income Home Energy Assistance <p>The recommendations reflect a decrease of \$4.1 million in federal funds from the Federal American Recovery and Reinvestment Fund (ARRA):</p> <ul style="list-style-type: none"> - \$94,911 Homeless Prevention - \$4,038,541 Weatherization

Section 2

**Department of Housing and Community Affairs
Summary of Recommendations - House, By Method of Finance -- OTHER FUNDS**

Strategy/Goal	2012-13 Base	2014-15 Recommended	Biennial Change	% Change	Comments (Optional)
MRB PROGRAM - SINGLE FAMILY A.1.1	\$2,689,585	\$2,747,831	\$58,246	2.2%	Recommendations reflect an increase due primarily to a net effect of one-time cost in fiscal years 2012-13 associated with HUD-required Analysis of Impediments to Fair Housing (AI) and impact of the reallocation of agency-wide costs post-ARRA.
HOME PROGRAM A.1.2	\$0	\$0	\$0	0.0%	
HOUSING TRUST FUND A.1.3	\$0	\$251,523	\$251,523	100.0%	Recommendations reflect an increase due to a shift in the method of finance for a portion of Housing Trust Fund (HTF) administration from General Revenue (GR) to Appropriated Receipts in order to ensure that no more than 10 percent of HTF GR is utilized for administration. Increases also include reallocation of staff and reflect the impact of redistribution of agency-wide resource to various strategies post-ARRA.
SECTION 8 RENTAL ASSISTANCE A.1.4	\$0	\$0	\$0	0.0%	
FEDERAL TAX CREDITS A.1.5	\$3,436,062	\$3,153,596	(\$282,466)	(8.2%)	Recommendations reflect a net effect of a one-time costs associated with partial payment HUD-required Analysis of Impediments to Fair Housing (AI) of \$350,000 and an audit of the ARRA-funded Tax Credit Assistance Program (TCAP) of \$100,000. Amounts are offset by \$100,000 for reallocation of staff associated with reorganization/recalibration of area. Other adjustments include \$35,000 in operating expenses, \$8,000 for the capital budget and \$15,000 in increased professional fees associated with real estate services.
MRB PROGRAM - MULTIFAMILY A.1.6	\$850,138	\$896,716	\$46,578	5.5%	Recommendations reflect an increase due to a reallocation of Full-Time Equivalents (FTEs) related to initial TCAP/Tax Credit Exchange Program underwriting from Strategy A.1.5. to Strategy A.1.6. in anticipation of increased Multi-Family Bond activity.
Total, Goal A, AFFORDABLE HOUSING	\$6,975,785	\$7,049,666	\$73,881	1.1%	

Section 2

**Department of Housing and Community Affairs
Summary of Recommendations - House, By Method of Finance -- OTHER FUNDS**

Strategy/Goal	2012-13 Base	2014-15 Recommended	Biennial Change	% Change	Comments (Optional)
HOUSING RESOURCE CENTER B.1.1	\$1,941,829	\$1,626,104	(\$315,725)	(16.3%)	Recommendations reflect a decrease due primarily to an Interagency Contract with the Department of Aging and Disability Services in fiscal years 2012-13 associated with Centers for Medicare/Medicaid Systems (CMS) Real Choice project.
COLONIA SERVICE CENTERS B.2.1	\$595,853	\$642,141	\$46,288	7.8%	Recommendations reflect an increase due primarily to increases in agency operating expenses for utilities and rent.
Total, Goal B, INFORMATION & ASSISTANCE	\$2,537,682	\$2,268,245	(\$269,437)	(10.6%)	
POVERTY-RELATED FUNDS C.1.1	\$0	\$0	\$0	0.0%	
ENERGY ASSISTANCE PROGRAMS C.2.1	\$1,380,000	\$0	(\$1,380,000)	(100.0%)	Recommendations reflect a decrease due to the discontinuation of Investor Owned Utility (IOU) contracts to provide energy efficiency services to low income customers.
Total, Goal C, POOR AND HOMELESS PROGRAMS	\$1,380,000	\$0	(\$1,380,000)	(100.0%)	
MONITOR HOUSING REQUIREMENTS D.1.1	\$4,931,745	\$5,183,607	\$251,862	5.1%	Recommendations reflect an increase due to a reallocation of staff needed for long-term asset oversight of ARRA-funded TCAP and Tax Credit Exchange Program properties as well as increased allocation of agency-wide expenditures and additional capital budget costs.
MONITOR CONTRACT REQUIREMENTS D.1.2	\$0	\$0	\$0	0.0%	
Total, Goal D, ENSURE COMPLIANCE	\$4,931,745	\$5,183,607	\$251,862	5.1%	
TITLING & LICENSING E.1.1	\$3,670,349	\$3,407,450	(\$262,899)	(7.2%)	Recommendations for this goal reflect a decrease due to reductions in staff salaries and other operating costs.
INSPECTIONS E.1.2	\$3,407,047	\$3,056,629	(\$350,418)	(10.3%)	
ENFORCEMENT E.1.3	\$3,440,748	\$2,897,698	(\$543,050)	(15.8%)	
TEXAS.GOV E.1.4	\$0	\$0	\$0	0.0%	
Total, Goal E, MANUFACTURED HOUSING	\$10,518,144	\$9,361,777	(\$1,156,367)	(11.0%)	The agency had staff retire during fiscal years 2012-13 and new staff were replaced with employees with lower classifications and salaries.

Section 2

**Department of Housing and Community Affairs
Summary of Recommendations - House, By Method of Finance -- OTHER FUNDS**

Strategy/Goal	2012-13 Base	2014-15 Recommended	Biennial Change	% Change	Comments (Optional)
CENTRAL ADMINISTRATION F.1.1	\$7,850,357	\$8,026,028	\$175,671	2.2%	Recommendations reflect a decrease in a one-time legal fee costs of \$362,000 in fiscal years 2012-13, off-set by an increase of approximately \$186,000 due to an allocation of costs to this area and increased salary and wages.
INFORMATION RESOURCE TECHNOLOGIES F.1.2	\$2,760,589	\$3,012,216	\$251,627	9.1%	Recommendations reflect an increase due to a reallocation of staff and increased capital project costs.
OPERATING/SUPPORT F.1.3	\$998,327	\$1,020,512	\$22,185	2.2%	Recommendations reflect an increase due to a reallocation of funds to accurately reflect current capital expenditures.
Total, Goal F, INDIRECT ADMIN AND SUPPORT COSTS	\$11,609,273	\$12,058,756	\$449,483	3.9%	
Grand Total, All Strategies	\$37,952,629	\$35,922,051	(\$2,030,578)	(5.4%)	

Section 3

Department of Housing and Community Affairs Selected Fiscal and Policy Issues

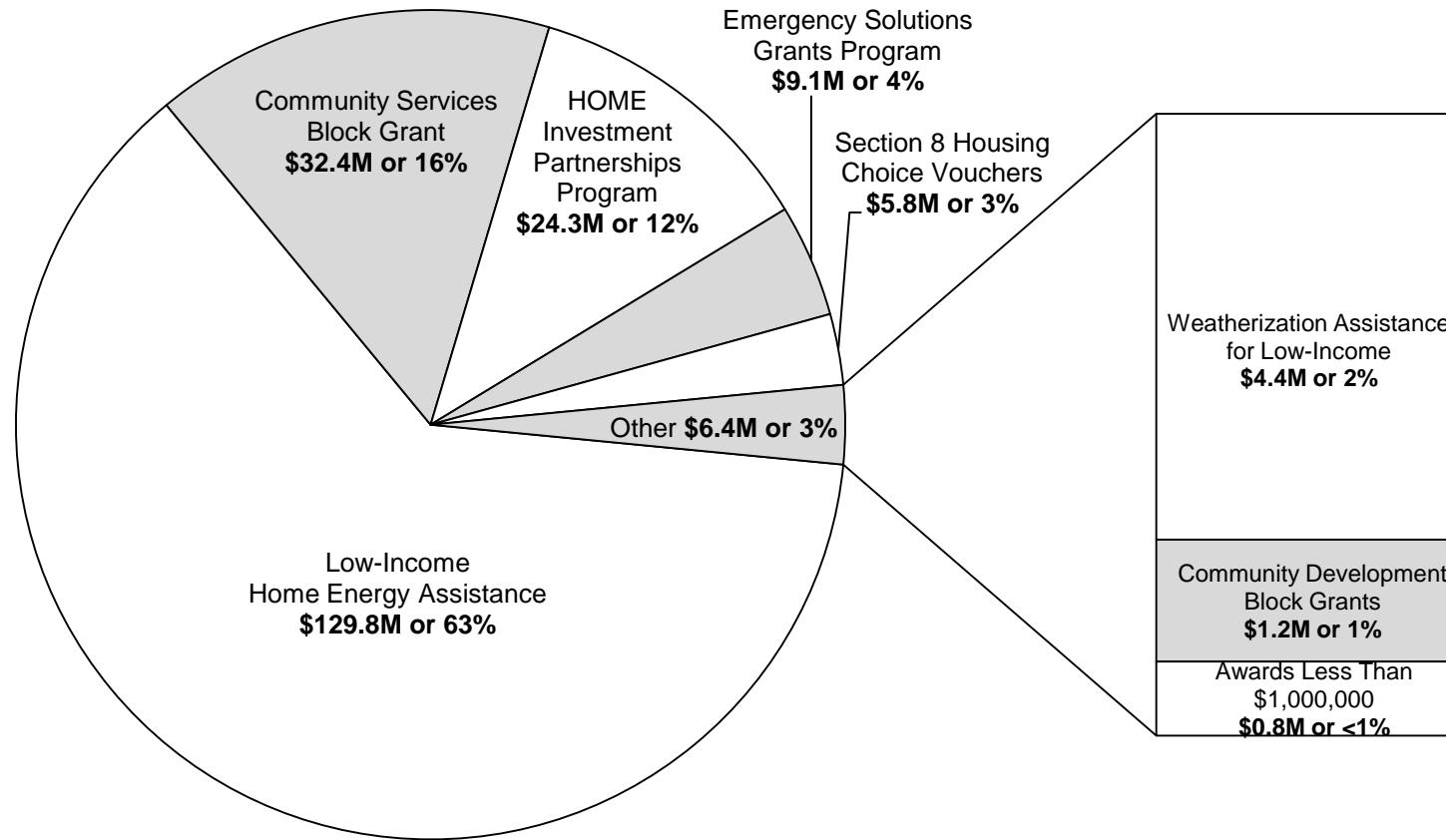
1. **Homeless Housing and Services.** Recommendations increase General Revenue by \$10 million for homeless housing and services, which provides case management, and housing placement and retention services for homeless individuals and families.
2. **Capital Budget.** Recommendations increase capital budget authority for Information Technology (IT) items, in alignment with the agency's request. The increases are funded with existing Federal Funds (FF) and Appropriated Receipts (AR) to support the following capital projects (See Rider Highlights #2):
 - a. IT Hardware and Software Refresh. Recommendations replace server and network hardware that are no longer supported by their manufacturers, and upgrade personal computers and laptops incompatible with Windows 7 and upgrade Microsoft Office software. Project funding for fiscal years 2014 and 2015 is estimated at \$374,500 in fiscal year 2014 and \$213,500 in fiscal year 2015. (This includes \$105,559 in FF and \$268,941 in AR in 2014 and \$59,051 in FF and \$154,449 in AR in 2015)
 - b. Texas Homeless Management Information System. TDHCA is the lead agency responsible for addressing the problem of homelessness in Texas and coordinating interagency efforts (Texas Government Code, Section 2306.001 (6)(A-C0)). Recommendations fund a new database to allow the agency to integrate data on a quarterly basis. Currently fifteen jurisdictions across the state called Continuums of Care are required to gather and report data on homelessness through their respective databases. At this time there is no entity, including U.S Department of Housing and Urban Development that can integrate client level data at a single point, nor can reports be generated to analyze homelessness across the state. Federal Funding for the project is estimated at \$500,000 in fiscal year 2014 and \$110,000 in fiscal year 2015.
3. **Sunset Review.** The agency is currently undergoing a special purpose review which follows up on the full Sunset review of the agency conducted in 2010. The Sunset staff report completed in August 2012 focuses on the following issues: (1) Administration of the Housing Tax Credit Program, (2) Agency's Enforcement Process, (3) Manufactured Division's Functions, and (4) Review of the Departments reporting requirements. The Sunset Commission has recommended continuing the agency for 12 years. (See Rider Highlights #15)
4. **Disaster Recovery Funding Transfer to General Land Office.** Recommendations incorporate Section 33 of Senate Bill 2, 82nd Legislature, First Called Session, 2011 which transfers the Community Development Block Grant (CDBG) Disaster Relief Funding for Texas to the General Land Office (GLO). The GLO now oversees the CDBG program for housing activities in the recovery from Hurricanes Ike and Dolly. All appropriations, FTEs (\$8.9 million and 51.0 FTEs each fiscal year), riders and measures for the agency related to CDBG disaster recovery funding and assistance were transferred to GLO (See Rider Highlights #13).

Section 3

5. **Full-Time Equivalent Positions.** Recommendations provide for 313 FTEs each fiscal year, which reflects a decrease of 14 FTEs from the 2012-13 biennium due to the following adjustments in staffing levels:
- Decrease of 4.0 FTEs associated with the decrease in federal funds from the Federal American Recovery and Reinvestment Fund (ARRA);
 - Decrease of 14.0 FTEs associated with the administration of the Neighborhood Stabilization Program; and an
 - Increase in 4.0 FTEs to meet additional workload with federal environmental clearance regulations, information systems security needs and Money Follows the Person Program which includes 2.0 FTEs funded through an interagency contract with the Department of Aging and Disability Services.

Section 3

Department of Housing and Community Affairs
Summary of Federal Funds (Estimated 2012)
TOTAL = \$207.8M



Note: Amounts shown may sum greater/less than actual total due to rounding.

Section 3**Department of Housing and Community Affairs
Significant Federal Funds Changes**

CFDA No.	Program Name	2012-13 Base	2014-15 Recommended	Recommended Over/(Under) Base	Comments (Optional)
14.228.000	Community Development Block Grants	\$2,305,729	\$761,210	(\$1,544,519)	
14.231.000	Emergency Solutions Grants Program	\$14,300,960	\$10,342,898	(\$3,958,062)	
14.239.000	HOME Investment Partnerships Program	\$48,569,272	\$48,595,383	\$26,111	
14.257.000	Homeless Prevention - Stimulus	\$94,911	\$0	(\$94,911)	
14.871.000	Section 8 Housing Choice Vouchers	\$11,504,234	\$11,965,004	\$460,770	
21.000.000	National Foreclosure Mitigation Counseling Program	\$366,713	\$0	(\$366,713)	
81.042.000	Weatherization Assistance for Low-Income	\$4,483,439	\$6,400,000	\$1,916,561	
81.042.001	Weatherization - Stimulus	\$4,038,541	\$0	(\$4,038,541)	
93.568.000	Low-Income Home Energy Assistance	\$259,832,838	\$260,000,000	\$167,162	

Section 4

**Department of Housing and Community Affairs (TDHCA)
Performance Review and Policy Report Highlights**

Reports & Recommendations	Report Page	Savings/ (Cost)	Gain/ (Loss)	Fund Type	Included in Introduced Bill	Action Required During Session
Expand the Use of the System Benefit Fund To Support Energy-Related Projects	19					
1. Amend statute to create a proportional allocation structure for eligible allocations of System Benefit Funds, and adopt a contingency rider in Article IX reducing appropriations to the Public Utility Commission (PUC) and appropriating a like amount to TDHCA to supplement the Weatherization Assistance Program. The net impact of this recommendation on the GAA would be \$0.		\$45,652,514 (PUC) (\$45,652,514) (TDHCA)		GR-D GR-D		Amend Statute Adopt Contingency Rider
2. Amend statute to implement a credit enhancement loan program at TDHCA. The program will assist in the financing of energy efficiency and weatherization projects that could have a positive effect on low-income utility obligations in the state. Adopt a contingency rider in TDHCA's bill pattern to make an appropriation from the System Benefit Fund (Fund 5100) to capitalize the loan program.		(\$10,000,000) (TDHCA)		GR -D		Amend Statute Adopt Contingency Rider

Section 5

Texas Department of Housing and Community Affairs Rider Highlights

2. **Capital Budget.** Recommendations amend this rider to increase capital budget authority for Information Technology items: Information Technology Hardware and Software Refresh and the Texas Homeless Management Information System project. (See Selected Fiscal and Policy Issues #2)
7. **Colonia Set-Aside Program Allocation.** Recommendations amend this rider to reflect the transfer of the state's Community Development Block Grant (CDBG) from the former Texas Department of Rural Affairs (TDRA) to the Texas Department of Agriculture (TDA) with the enactment of Senate Bill 2, 82nd Legislature, Regular Session, 2011.
8. **Appropriation: Housing Trust Fund Interest Earnings and Loan Repayments.** Recommendations increase interest earning and loan repayments received from loans made through the Housing Trust Fund Program from \$1,550,000 each year in the 2012-13 biennium to \$1,600,000 each year in the 2014-15 biennium, in alignment with the agency's estimates and request.
9. **Housing Trust Fund Deposits to the Texas Treasury Safekeeping Trust Company.** Recommendations increase interest earning and loan repayments deposited to the Housing Trust Fund in the Texas Treasury Safekeeping Trust Company to \$1,600,000 each fiscal year of the biennium.
13. **(former) CDBG Disaster Reporting Requirement.** Recommendations delete this rider in alignment with the agency's request. CDBG Disaster Funds have been transferred to the Texas General Land Office and are no longer administered by the TDHCA per Senate Bill 2, 82nd Legislature, Regular Session, 2011. (See Selected Fiscal and Policy Issues #4)
13. **Affordable Housing Research and Information Program.** Recommendations amend this rider to reflect the transfer of the state's CDBG Program from the former TDRA to the TDA with the enactment of Senate Bill 2, 82nd Legislature, Regular Session, 2011. (See Selected Fiscal and Policy Issues #4)
15. **Sunset Contingency.** Recommendations continue this rider. The agency is currently undergoing a special purpose review which follows up on the full Sunset review of the Department conducted in 2010. The Sunset Commission has recommended continuing the agency for 12 years. (See Selected Fiscal and Policy Issues #3)
16. **(former) Travel Cap.** Recommendations delete this rider. This recommendation conforms to general staff recommendations regarding travel limitations.

Section 5

19. **Transfer of the Veterans Housing Assistance Program.** Recommendations delete this rider. The agency has completed the requirements of this rider and transferred \$1.2 million and 1.0 Full-Time Equivalent (FTE) each fiscal year to the Texas Veterans Commission.

18. **Removal and Cleanup.** Recommendations delete this rider. CDBG Disaster Funds have been transferred to the Texas General Land Office and are no longer administered by the TDHCA with the enactment of Senate Bill 2, 82nd Legislature, Regular Session, 2011. In addition, the agency reports this project has been completed.

Section 6

**Department of Housing and Community Affairs
Items not Included in the Recommendations - House**

NONE